

TOWN HALL
WELLINGTON, N.Z.
John D. Thompson

1995

Wellington Fire District

Annual Report

1995 Wellington Fire District Recap of Incidents

| 301 Incidents | | | Estimated Dollar Loss (Structure) |
|----------------------|--------------|-----|--------------------------------------|
| Wellington Village: | 94 Incidents | 31% | \$123,780 |
| Wellington Township: | 44 Incidents | 15% | \$30,000 |
| Huntington Township: | 35 Incidents | 12% | \$0 |
| Penfield Township: | 41 Incidents | 14% | \$0 |
| Pittsfield Township: | 50 Incidents | 17% | \$11,000 |
| Brighton Township: | 24 Incidents | 7% | \$300 |
| Mutual Aid: | 13 Incidents | 4% | <u>N/A</u> |
| Total: | | | \$165,080 |

Mutual Aid Breakdown: All Mutual Aid was given this year.
 1 to Rochester, 1 to Camden, 1 to Wakeman, 2 to LaGrange, 5 to Spencer,
 1 to Amherst, 1 to Medina Court, 1 to All Townships.

| | | | |
|-----------------------------|------|-------|-----------|
| Incidents per Month: | 1995 | 25.08 | per month |
| | 1994 | 21.83 | per month |
| | 1993 | 21.25 | per month |
| | 1992 | 18.4 | per month |
| | 1991 | 16.2 | per month |
| | 1990 | 10.3 | per month |
| | 1989 | 8.75 | per month |
| | 1988 | 7.3 | per month |
| | 1987 | 8.6 | per month |
| | 1986 | 9 | per month |

| | |
|--------------------------------|-----|
| Incidents Responded to: | |
| Structure Fire | 16 |
| Vehicle Fire | 16 |
| Chimney Fire | 6 |
| Motor Vehicle Accidents | 80 |
| Life Flight Landings | 12 |
| Grass/Refuse Fires | 26 |
| Inspections | 17 |
| Miscellaneous | 115 |
| Mutual Aid | 13 |

Miscellaneous incidents range from good intent calls and fuel spills, to alarm malfunctions, etc.

1995 Wellington Fire District Recap of Incidents

Alarm Malfunctions Responded to:

| | |
|--------------------------|-------------|
| Sectional Stamping | 2 Incidents |
| Weber Health Care | 3 Incidents |
| Elms Nursing Home | 2 Incident |
| Forest City Technologies | 1 Incident |
| Private Residence | 1 Incidents |

Carbon Monoxide Detector Alarms:

| | |
|-------------------|--------------|
| Private Residence | 11 Incidents |
|-------------------|--------------|

Incident Hours:

| | |
|---------------------------------------|---------------|
| 08:01 - 17:00 (8:01 am - 5:00 pm) | 160 Incidents |
| 17:01 - 24:00 (5:01 pm - Midnight) | 95 Incidents |
| 00:01 - 08:00 (12:01 am - 8:00 am) | 44 Incidents |

MVA Incidents Hours:

| | |
|--------------------------------------|--------------|
| 06:00 - 18:00 (6:00 am - 6:00 pm) | 56 Incidents |
| 18:00 - 06:00 (6:00 pm - 6:00 am) | 31 Incidents |
| Incidents Jointly | 0 Incidents |

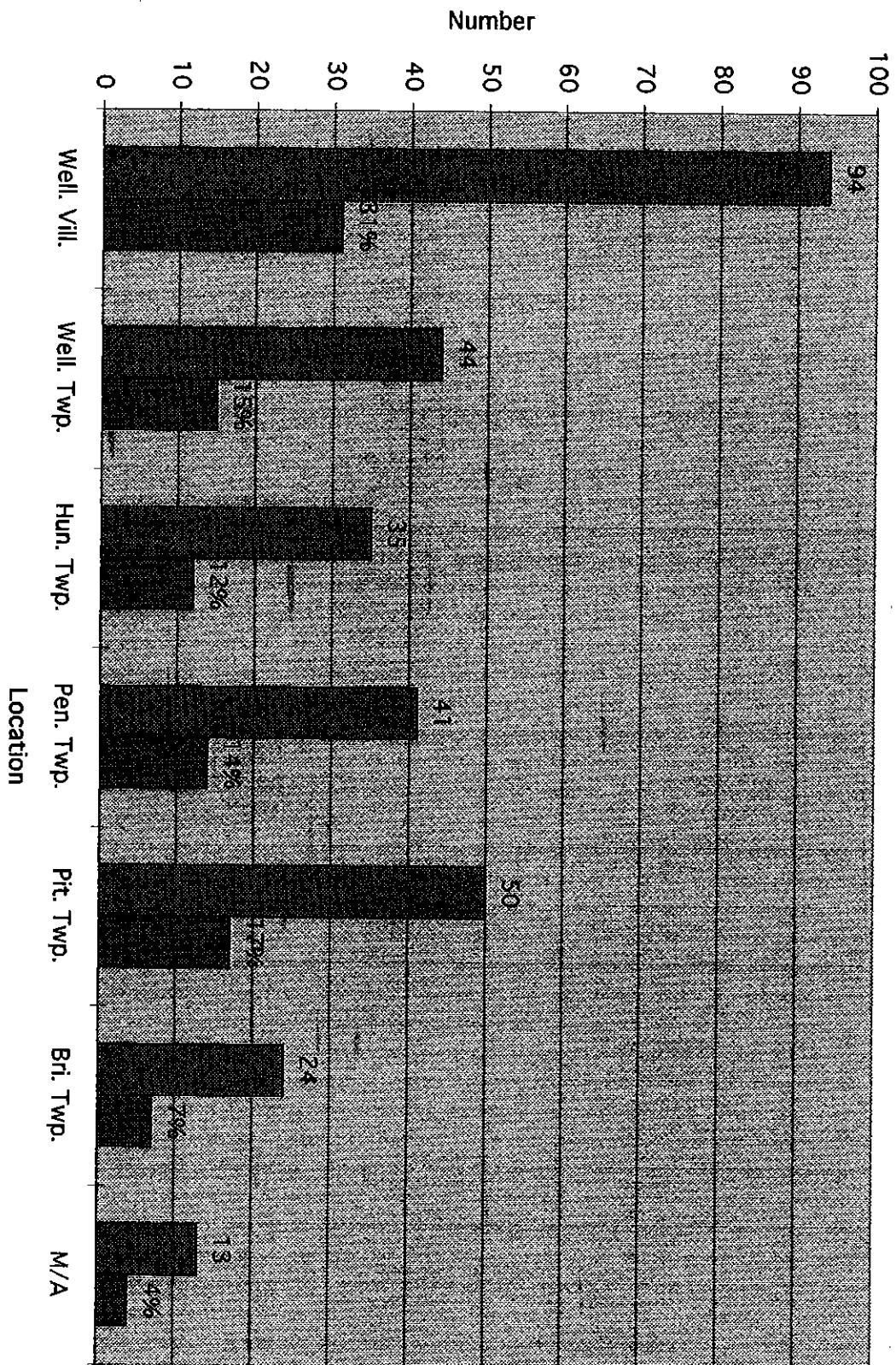
1995 Annual Fire Report

Incidents per month:

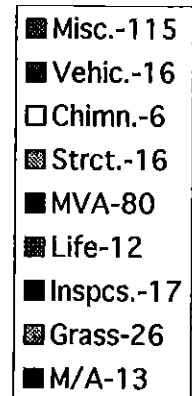
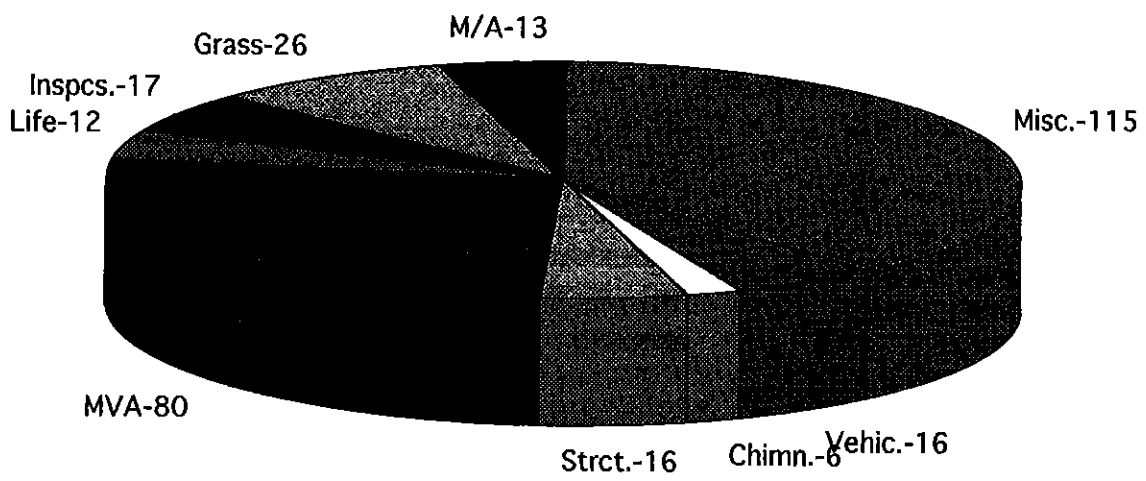
| Location | Month | | | | | | | | | | | |
|-------------|-------|------|------|------|-----|------|------|------|------|------|------|------|
| | Jan. | Feb. | Mar. | Apr. | May | June | July | Aug. | Sep. | Oct. | Nov. | Dec. |
| Well. Vill. | 4 | 12 | 9 | 6 | 10 | 5 | 8 | 11 | 8 | 8 | 7 | 6 |
| Well. Twp. | 0 | 2 | 6 | 2 | 8 | 4 | 4 | 2 | 4 | 5 | 3 | 4 |
| Hunt. Twp. | 2 | 3 | 3 | 2 | 2 | 3 | 5 | 2 | 5 | 2 | 2 | 4 |
| Pen. Twp. | 4 | 0 | 6 | 4 | 3 | 2 | 3 | 5 | 7 | 2 | 2 | 3 |
| Pitts. Twp. | 2 | 3 | 2 | 6 | 4 | 3 | 5 | 8 | 3 | 4 | 3 | 7 |
| Bri. Twp. | 2 | 2 | 1 | 4 | 1 | 3 | 2 | 4 | 2 | 2 | 1 | 0 |
| Mutual Aid | 1 | 0 | 0 | 1 | 0 | 3 | 1* | 0 | 0 | 1 | 4 | 2 |

*Note: July mutual aid reflects one run for all townships.
Miscellaneous hazards due to high winds.

Wellington Fire District Number of Incidents



Wellington Fire District Incidents Reponded To



1994 Wellington Fire District Recap of Incidents

| 262 Incidents | | | Estimated Dollar Loss (Structure) | Estimated Dollar Loss (Auto) |
|----------------------|--------------|-----|--------------------------------------|---------------------------------|
| Wellington Village: | 73 Incidents | 28% | \$4,500 | \$1,800 |
| Wellington Township: | 50 Incidents | 19% | \$30,000 | \$0.00 |
| Huntington Township: | 31 Incidents | 12% | \$34,200 | \$13,000 |
| Penfield Township: | 37 Incidents | 14% | \$237,000 | \$2,000 |
| Pittsfield Township: | 39 Incidents | 15% | \$0 | \$14,500 |
| Brighton Township: | 14 Incidents | 5% | \$2,000 | \$0.00 |
| Mutual Aid: | 18 Incidents | 7% | N/A | |
| Total: | | | \$307,700 | \$31,300 |

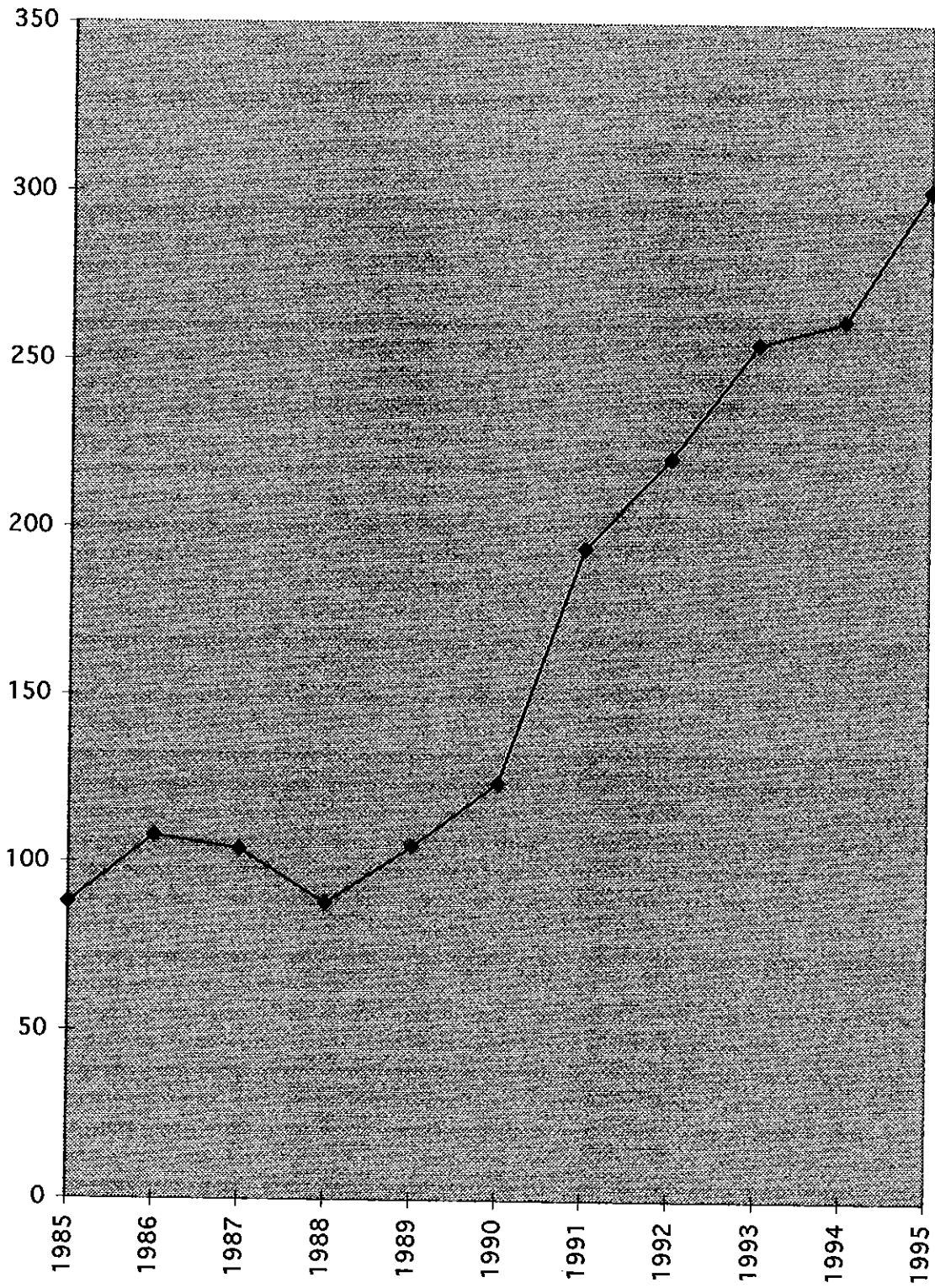
Mutual Aid Breakdown: All Mutual Aid was given this year.
 4 to Oberlin, 1 to Rochester, 3 to Camden, 1 to All Twps., 1 to Wakeman
 2 to Carlisle, 1 to Florence Twp., 4 to LaGrange, 1 to Grafton

| Incidents per Month: | Year | Rate | Unit |
|----------------------|------|-------|-----------|
| | 1994 | 21.83 | per month |
| | 1993 | 21.25 | per month |
| | 1992 | 18.4 | per month |
| | 1991 | 16.2 | per month |
| | 1990 | 10.3 | per month |
| | 1989 | 8.75 | per month |
| | 1988 | 7.3 | per month |
| | 1987 | 8.6 | per month |
| | 1986 | 9 | per month |
| | 1985 | 7.3 | per month |

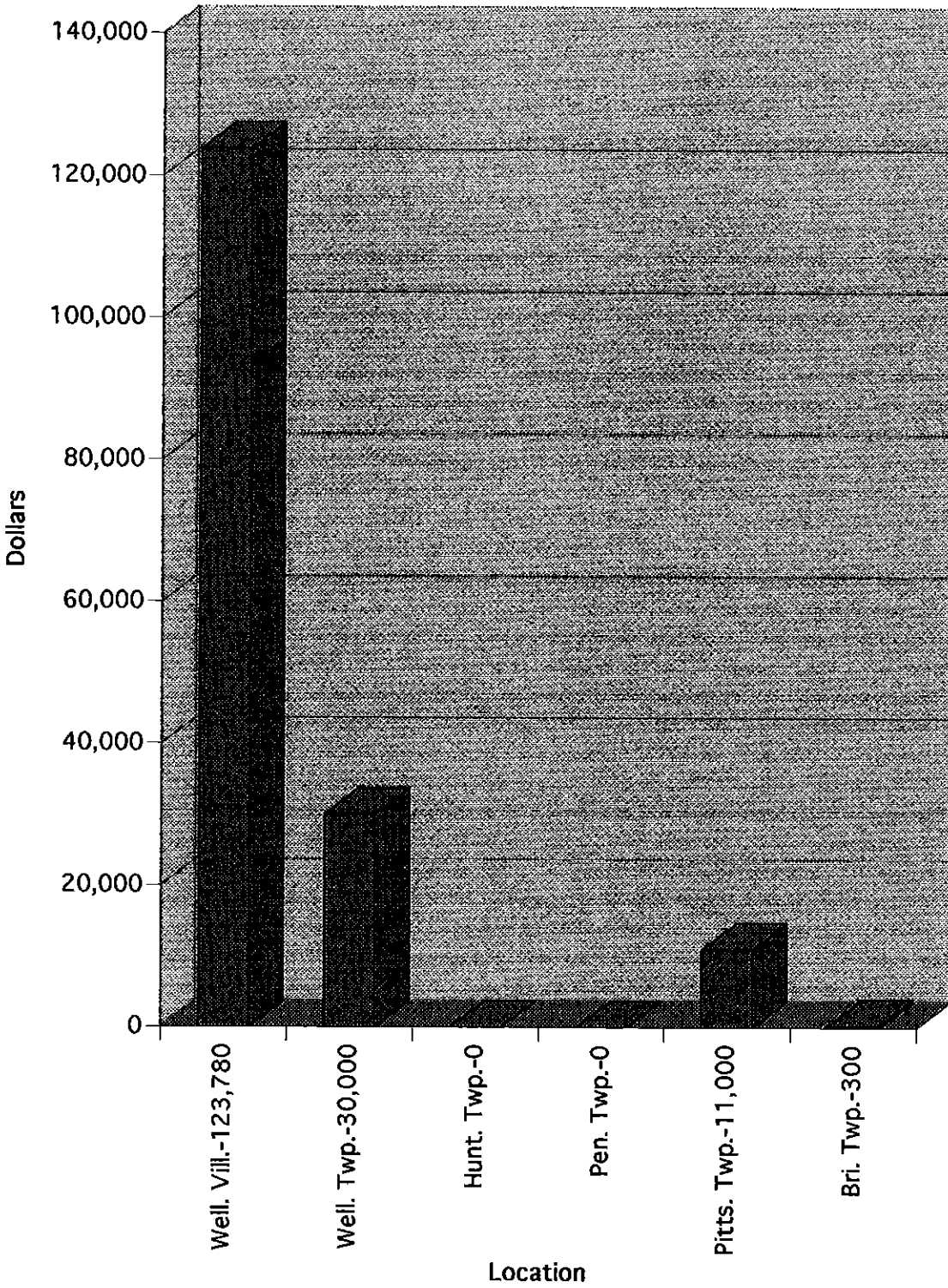
| Incidents Responded to: | Count |
|-------------------------|-------|
| Structure Fire | 22 |
| Vehicle Fire | 10 |
| Chimney Fire | 4 |
| Motor Vehicle Accidents | 80 |
| Life Flight Landings | 22 |
| Grass/ Refuse Fires | 38 |
| Inspections | 18 |
| Miscellaneous | 71 |
| Mutual Aid | 18 |

Miscellaneous incidents range from good intent calls and fuel spills, to alarm malfunctions, etc.

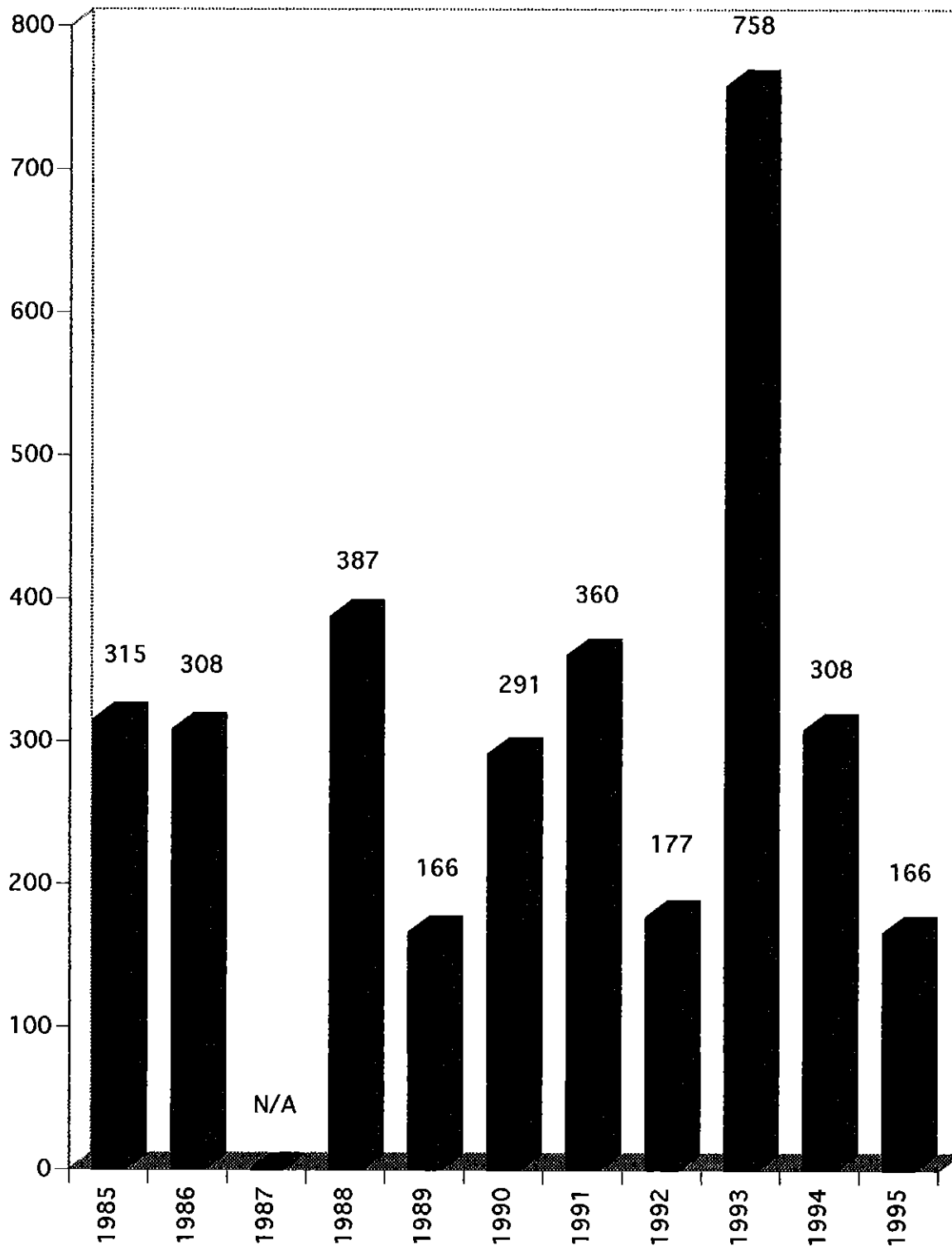
Wellington Fire District Incidents Per Year




Wellington Fire District Dollar Loss




Wellington Fire District Dollar Loss Per Year



Wellington Fire District Incident Times



Motor Vehicle Accidents By Shift



1995 Notable Fire Incidents

| | | | |
|--------|----------|--------------------------|----------------------------|
| 950013 | 01/16/95 | Water Rescue | |
| 950032 | 02/20/95 | MVA | Fatality |
| 950034 | 02/23/95 | House Fire | |
| 950040 | 03/11/95 | Ice Rescue Training | |
| 950049 | 03/16/95 | Field/Structure Fire | |
| 950062 | 03/27/95 | Field/Structure Fire | |
| 950064 | 03/31/95 | Barn Fire | |
| 950078 | 04/17/95 | MVA Life Flight | Fatality (Due to Injuries) |
| 950082 | 04/24/95 | Bomb Threat | |
| 950096 | 05/08/95 | Plane Crash | |
| 950097 | 05/08/95 | Plane Fire | |
| 950107 | 05/19/95 | MVA | Car vs. Train |
| 950109 | 05/21/95 | Garage Fire | |
| 950134 | 06/19/95 | Missing Child | |
| 950135 | 06/21/95 | Extracation Hay Elevator | |
| 950137 | 06/23/95 | House Fire | Mutual Aid |
| 950139 | 06/28/95 | House Fire | Rekindle |
| 950150 | 07/10/95 | Propane Explosion | |
| 950152 | 07/13/95 | Storm Hazards | |
| 950202 | 09/01/95 | Garage Fire | |
| 950218 | 09/16/95 | MVA-4 Cars | |
| 950234 | 10/05/95 | MVA | Fatality |
| 950245 | 10/25/95 | Garage Fire | |
| 950248 | 10/28/95 | MVA | Car vs. Train |
| 950251 | 10/29/95 | MVA | Car vs. Train |
| 950278 | 12/05/95 | MVA | Entrapment |
| 950282 | 12/08/95 | Garage Fire | |
| 950285 | 12/11/95 | Structure Fire | Mutual Aid |
| 950289 | 12/14/95 | Bomb Threat | |
| 950291 | 12/21/95 | Structure Fire | Mutual Aid |
| 950300 | 12/30/95 | MVA | Car vs. Train |